

How to help with

# Phonics

a b c d e f g h i j k l m n o p q r s t u v w x y z

## The technical stuff!

In English speech sounds are represented by the 26 letters of the alphabet. These letters and combinations of these letters make 44 sounds. There are about 144 different ways to spell these sounds.

Speech sounds are called **phonemes**. These are the smallest units of sounds within words.

The letters, or groups of letters which represent phonemes, are called **graphemes**.

**Phonemes** can be represented by **graphemes** of one, two or three letters:

t

sh (digraph)

igh (trigraph)

*a b c d e f g h i j k l m n o p q r s t u v w x y z*

- You **hear** a phoneme



- You **see** a grapheme



**Phonemes** can be represented by **graphemes** of one, two or three letters:

t

sh (digraph)

igh (trigraph)

*a b c d e f g h i j k l m n o p q r s t u v w x y z*

# What should my child be able to do when?

- Phonics is taught in phases from 1-6
- Nursery begin with Phase 1
- Reception children secure in Phase 4 by the end of the year
- Y1 secure in Phase 5 by the end of the year and
- Y2 secure in Phase 6 by the end of the year


*Phase 1 activities should be on going throughout all of the phonic phases*

abcdefghijklmnopqrstuvwxyz


# What does phonics look like in Reception?

- Continuation of Phase 1

- Phase 2



- Phase 3



*a b c d e f g h i j k l m n o p q r s t u v w x y z*

# How do we teach phonics?

<i>Jolly Phonics graphemes and phonemes</i>					
	a	b			
c	d	e	f	g	h
i	j	k	l	m	n
o	p	q	r	s	t
u	v	w	x	y	z

<u>ai</u>	<u>ar</u>	<u>ch</u>	<u>ee</u> <u>or</u>	<u>ur</u> <u>er</u>
<u>igh</u>	<u>ng</u>	<u>oa</u>	<u>oi</u>	<u>oo</u> <u>oo</u>
<u>ow</u>	<u>sh</u>	<u>th</u> <u>th</u>	<u>ear</u>	<u>air</u>
<u>ure</u>				

abcdefghijklmnopqrstuvwxyz

# Synthetic Phonics....

...is a method of teaching reading which first teaches the letter sounds and then builds up to blending these sounds together to achieve full pronunciation of whole words.

*a b c d e f g h i j k l m n o p q r s t u v w x y z*


# At Malvern Way...

..... we use Jolly phonics to teach the letter sounds (phonemes). Each letter (grapheme) is linked to an action and a sound.

*a b c d e f g h i j k l m n o p q r s t u v w x y z*

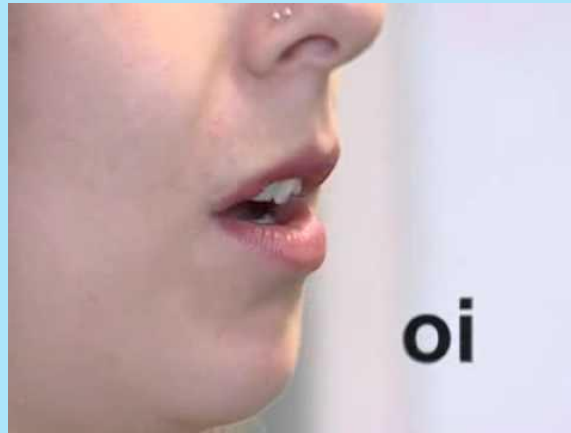


Phonemes are introduced with a story  
and a memorable song.



*a b c d e f g h i j k l m n o p q r s t u v w x y z*

It is very important that right from the start the children are saying the correct sound.



a b c d e f g h i j k l m n o p q r s t u v w x y z

The children will learn all single sounds, some digraphs and some trigraphs, so that by the end of reception they should know all 44 sounds of the english language.

*a b c d e f g h i j k l m n o p q r s t u v w x y z*

As soon as the children know 3 or 4 sounds, we start putting them together and blending them to make words.

*it*

*is*

*at*

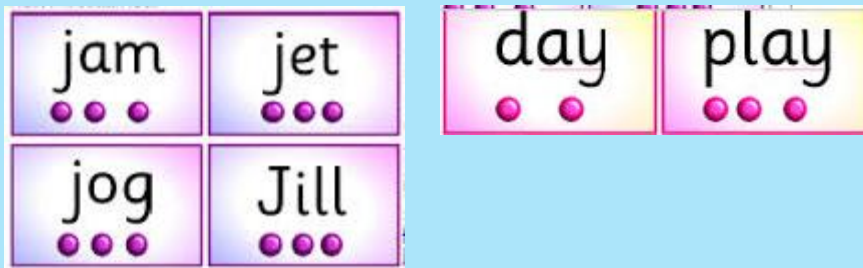
*as*

*sit*

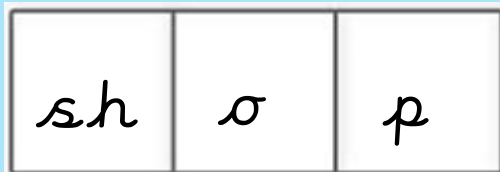
*abcdefghijklmnopqrstuvwxyz*

# Practising segmenting and blending

## Sound buttons



## Phoneme frames



abcdefghijklmnopqrstuvwxyz

# Practising segmenting and blending

## Sound buttons

dark

cup

clap

chop

night

corner

**Remember:**

**Phonemes** can be represented by **graphemes** of one, two or three letters:

t

sh (digraph)

igh (trigraph)

jam •••	jet •••
------------	------------

jog •••	Jill •••
------------	-------------

day ••	play •••
-----------	-------------

abcdefghijklmnopqrstuvwxyz

# Practising segmenting and blending

## Sound buttons

dark

cup

clap

chop

night

corner

jam	jet
jog	Jill

day	play
-----	------

abcdefghijklmnopqrstuvwxyz

# How can you help?

Your child will soon bring home a literacy pack from school.

In order to make full use of these packs we recommend that each child has the two bags of phonix cubes.



*abcdefghijklmnopqrstuvwxyz*



These can be ordered and purchased through school, or alternatively they can be borrowed.



abcdefghijklmnopqrstuvwxyz

# What is in the Literacy Packs?

● r



Action  
Pretend to be a puppy holding a rag, shaking head from side to side and say rrrrrrrrrrr

## Cards

The packs will contain some cards for the children to practise the phonemes and the actions....

abcdefghijklmnopqrstuvwxyz

# Words

is  
it  
in  
as  
at  
an

They will contain some words that the children can make using their cubes. As well as making the words, blending the sounds and reading the words, the children should also try to make the words from their phonic knowledge.

a b c d e f g h i j k l m n o p q r s t u v w x y z

# Memory Words

Memory words are words that cannot be sounded out!

I

go

no

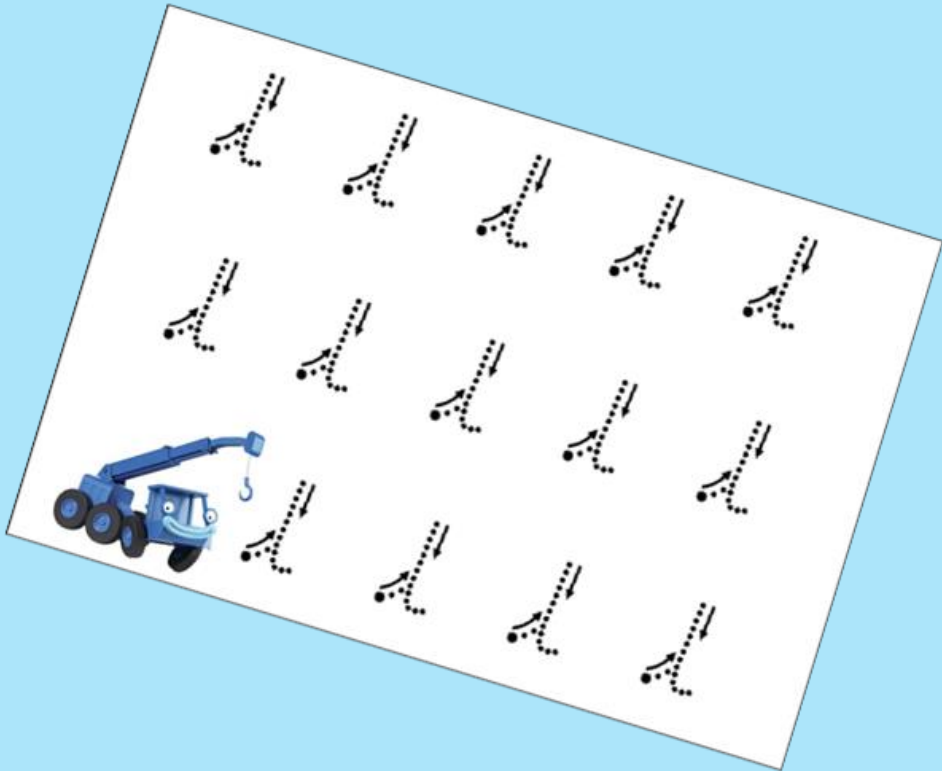
the

was

said

a b c d e f g h i j k l m n o p q r s t u v w x y z

# Handwriting Cards



The packs will contain some handwriting cards.

These start off as patterns and then move through to writing the graphemes. These are a very important aspect of the packs.

abcdefghijklmnopqrstuvwxyz

- packs are changed weekly
- please make sure that you have signed the sheet to say that your child has completed the activities
- you may keep a pack for longer than 1 week if you need to

abcdefghijklmnopqrstuvwxyz

Above all keep it fun.....



.....and remember you don't have to be sitting down to learn.

*abcdefghijklmnopqrstuvwxyz*

*You will receive a list of the phonemes, reading words and spellings that the children are expected to know by the end of reception very shortly.*