




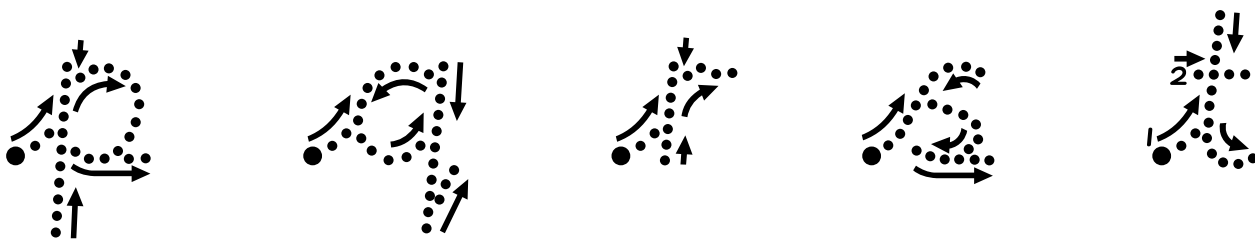
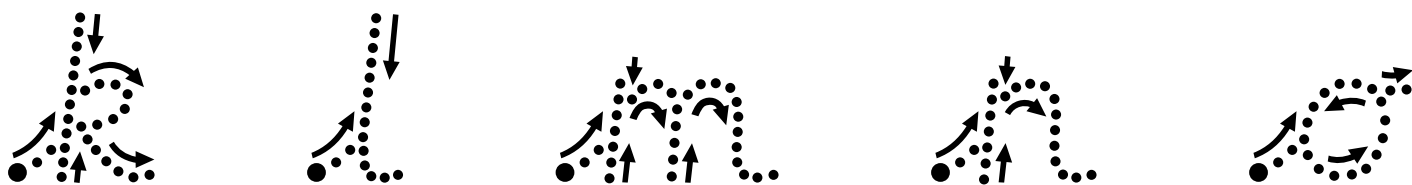
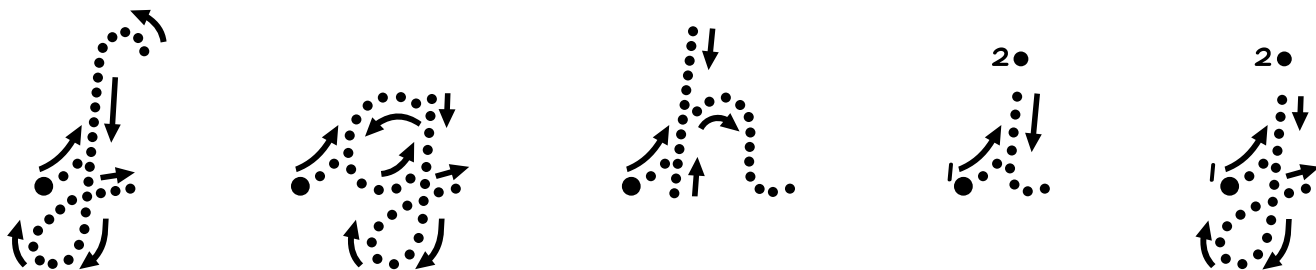

A caring learning community


# Handwriting

## A Guide For Parents/Carers

### Hints To Help Your Children







## Good Posture Is Vital


Bottom well back on the chair

Feet flat on the floor

Left handed children may find it

helpful to turn the paper

One hand on the paper



## Letter Formation

Write in the air

Write on a friend's back

(with a finger!)

Write in a tray of sand

Write on a whiteboard

Write with the eyes shut

## Correct Pencil Grip

A triangular pencil can help to encourage the correct grip

The pencil should be held between the pad of the thumb and first finger, resting on the second finger.



## Activities To Help Handwriting

### Strengthen Fingers And Hand Eye Co-ordination

Playdough

Dot to dots

Mazes

Drawing and colouring

Tracing

Manipulating small toys e.g. Lego

Threading beads

